

North Conway, NH (NCON3) Monthly Weather Summary

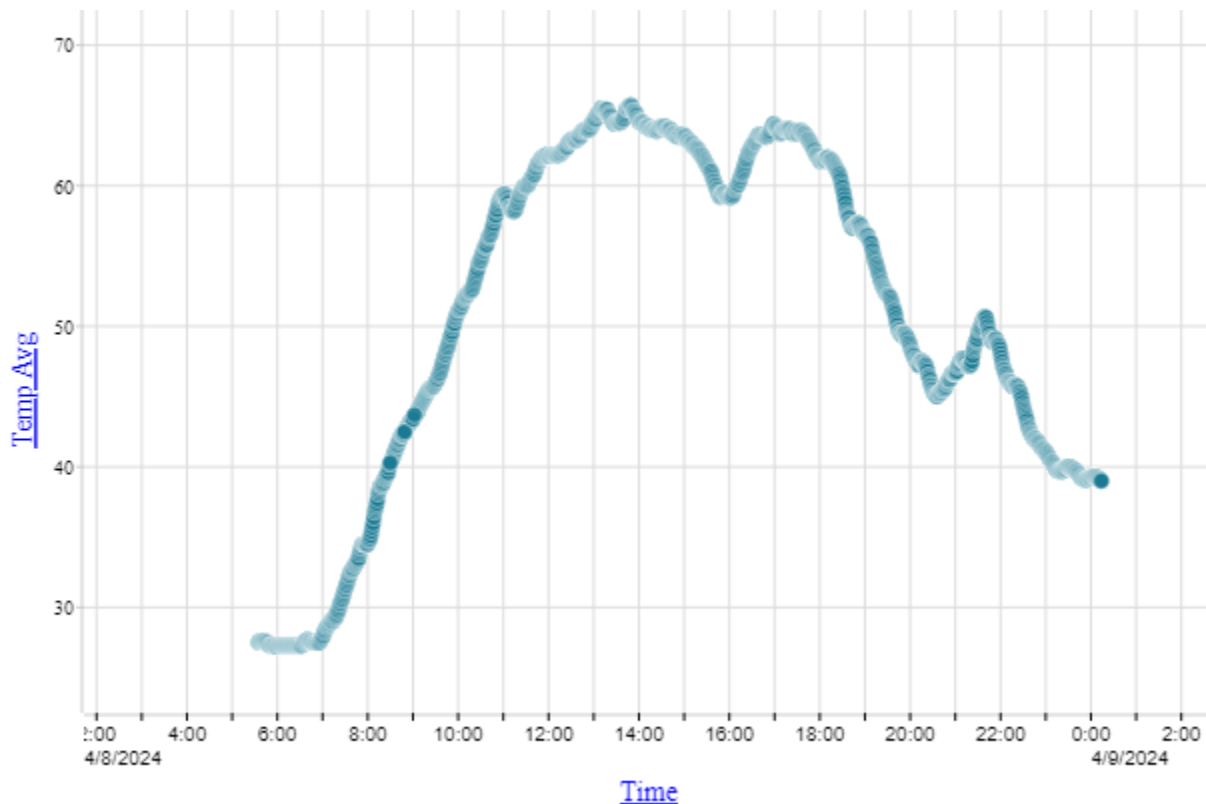
April 2024 Summary

Summary

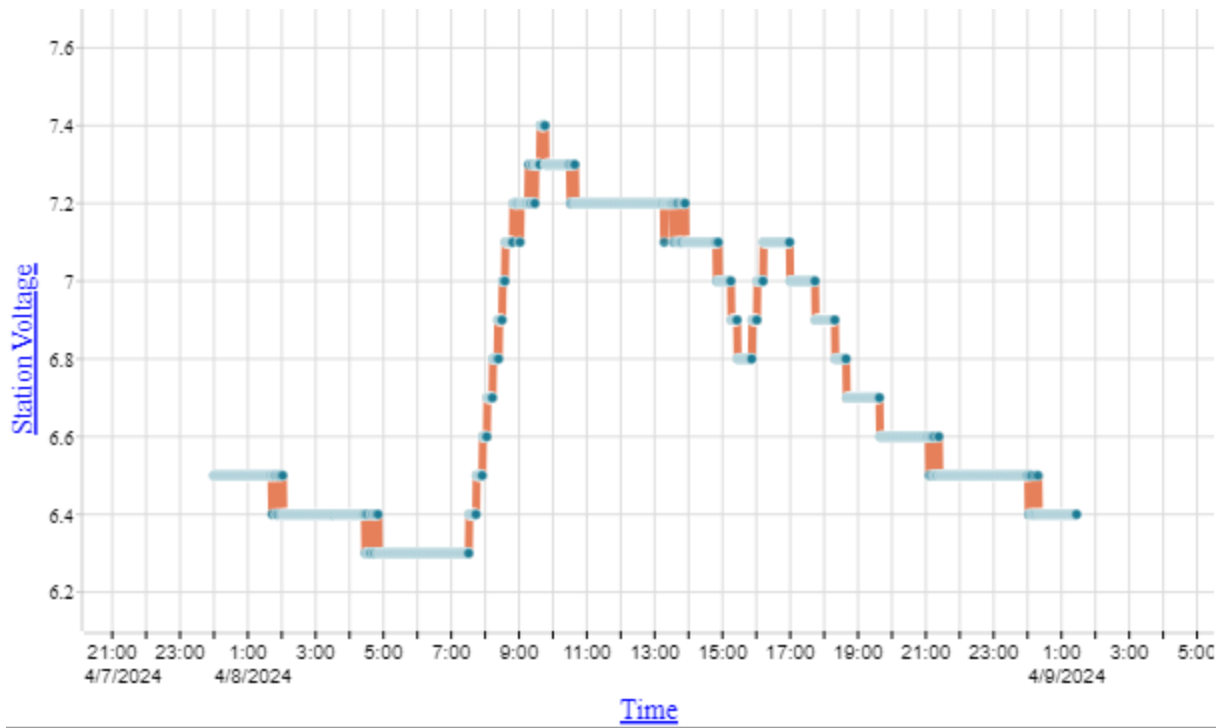
April 2024 was a tale of transition as late season snowfall gave way toward warming temperatures, frequent rain showers, and the first thunderstorms of the year. Temperatures averaged warmer than normal, precipitation was near normal, and snowfall was above normal for the month.

One of the season's largest snowstorms came on the 4th and 5th, with 11.7 inches of snowfall falling during the storm event. This storm also had a liquid equivalent of 1.19 inches of water, hinting at how heavy and wet the snow was. A combination of this wet snow and breezy conditions led toward widespread power outages across Mount Washington Valley and beyond. Downed branches and bent trees are still evident in nearby Whitaker Woods. The late season storm also brought seasonal snow totals to 89.2 inches, which is 5.2 inches above normal.

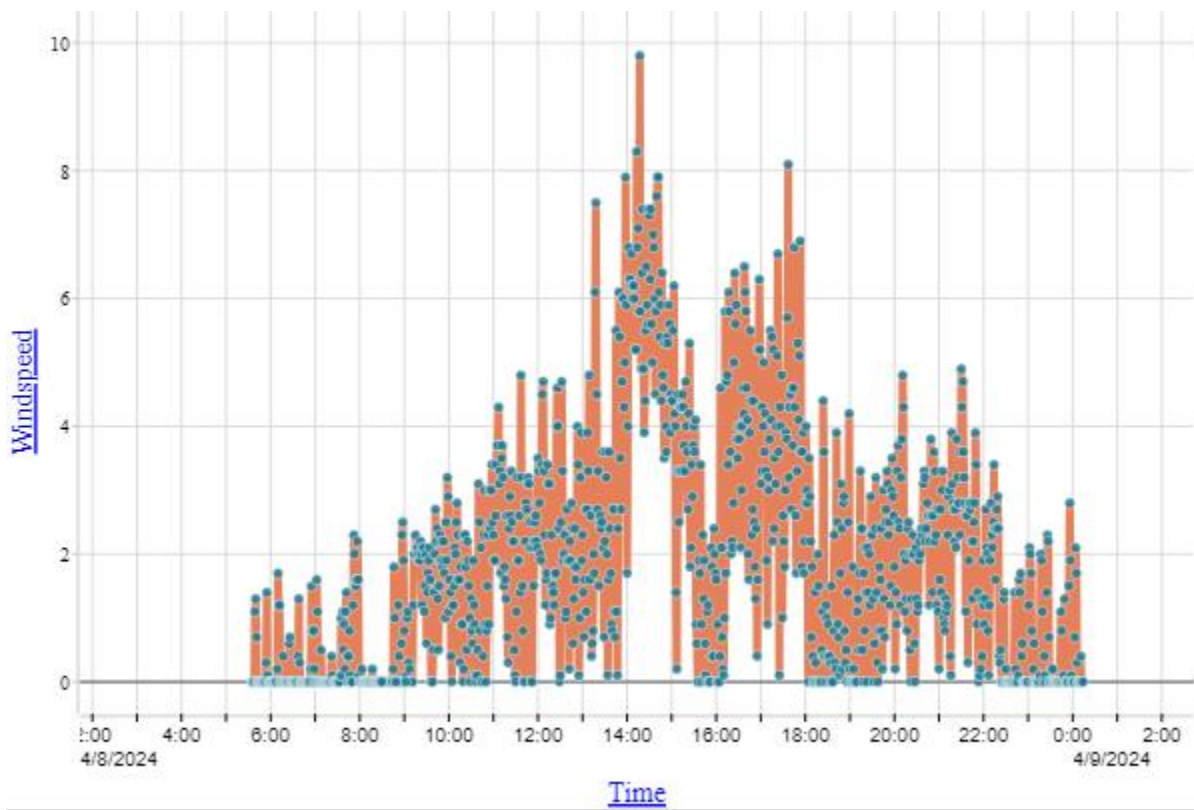
Perhaps the other most notable weather event took place early in the month due to a once in a lifetime astronomical event: the total solar eclipse on April 8th. While North Conway was not in the path of totality, a peak solar coverage of 99% was enough to witness meteorological changes during the event. The Rainwise automated weather station at the site witnessed a roughly 6F degree dip in temperature during the late afternoon before recovering quickly post-eclipse. Battery voltage changes from the solar panel on the station similarly responded to a reduction in solar radiation, and wind speeds noticeably calmed during the event as well. A snapshot of these changes is noted below in the following figures:



NCON3 One Minute Temperature- April 8, 2024



NCON3 Station Voltage- April 8, 2024



NCON3 One Minute Wind Speed- April 8, 2024

Temperature

Average Maximum Temperature: 59.4F [+4.3F]

Average Minimum Temperature: 34.1F [+2.8F]

Mean Temperature: 46.8F [+3.6F]

Maximum Temperature for the Month: 70F on the 29th-30th

Minimum Temperature for the Month: 26F on the 22nd-23rd and 25th-26th

Precipitation

Total: 4.08 inches [-0.33 inches below normal]

Greatest in 24 hours: 1.56 inches on the 11th-12th

Total Year-to-Date: 19.56 inches [+4.70 inches above normal]

Snowfall: 11.7 inches [+7.2 above normal]

Greatest Snow Depth: 11 inches

Snowfall this Season: 89.2 inches [+5.2 inches above normal]

Wind

Average wind speed: 1.8 MPH

Peak Gust and Direction: 28.0 MPH from the SSE on the 28th

--

Summary provided by: Brian Fitzgerald, MW OBS, Director of Education

COOP Observers: Brian Fitzgerald, Jackie Bellefontaine, Amy Cotter, Ed Boyle, Hank Dresch, Mark Bunker, Marie Kasper

Pine Street, North Conway, New Hampshire

Period of Observation: 8:00 AM – 8:00 AM

30 Year Climate Normals Based on Averages from 1991-2020. Access to climate normals for stations across the country available here: <https://www.ncei.noaa.gov/access/us-climate-normals/>

